

## Living with... **STAY D**

### Stay to Sleep:

[SLEEP] for 2 sec. → Delay → Sleep light on

### Sleep to Stay:

[STAY] for 2 sec. → Stay light on

### Entering the site:

Keypad: [CODE] → Stay light on

Remote:  on remote

### Leaving the site:

Keypad: [ARM] for 2 sec. → Delay → Arm light on

Remote:  on remote

### Leaving the site without changing arm mode:

[OFF] for 2 sec.

### To open one window/door while inside:

Keypad: [OFF] + [CODE] → Open one window/door



## To activate StayD Mode:

[STAY] + [CODE] + [STAY] → StayD light on



## To deactivate StayD Mode:

[OFF] + [CODE] + [OFF] → Off light on

## Add a user:

- 1  + [MASTER CODE] →  will flash
- 2 Enter a [USER NUMBER]\* (to delete, hold [SLEEP])
- 3 Enter a new [USER CODE]
- 4 Re-enter [USER CODE]
- 5 Press button on remote to enroll or [ENTER] to skip
- 6 Assign to partition: [1] and/or [2] + [ENTER]

## Add a phone or pager #:

- 1  + [MASTER CODE] →  will flash
- 2 Press [MEM]
- 3 Phone #1 = [3]\* + [PHONE #] + [ENTER]  
    ↓                                    ↓  
    Phone #5 = [7]\* + [PHONE #] + [ENTER]  
    Pager = [8]\* + [PAGER #] + [ENTER] + [MESSAGE] + [ENTER]

\*key/light on = programmed